

Note: Key data/information in this sample page is hidden, while in the report it is not.

4 Supply of prochloraz

4.2 Key prochloraz technical manufacturers

Table 4.2-2 Capacity and output of the main prochloraz technical manufacturers in China, 2008-2012

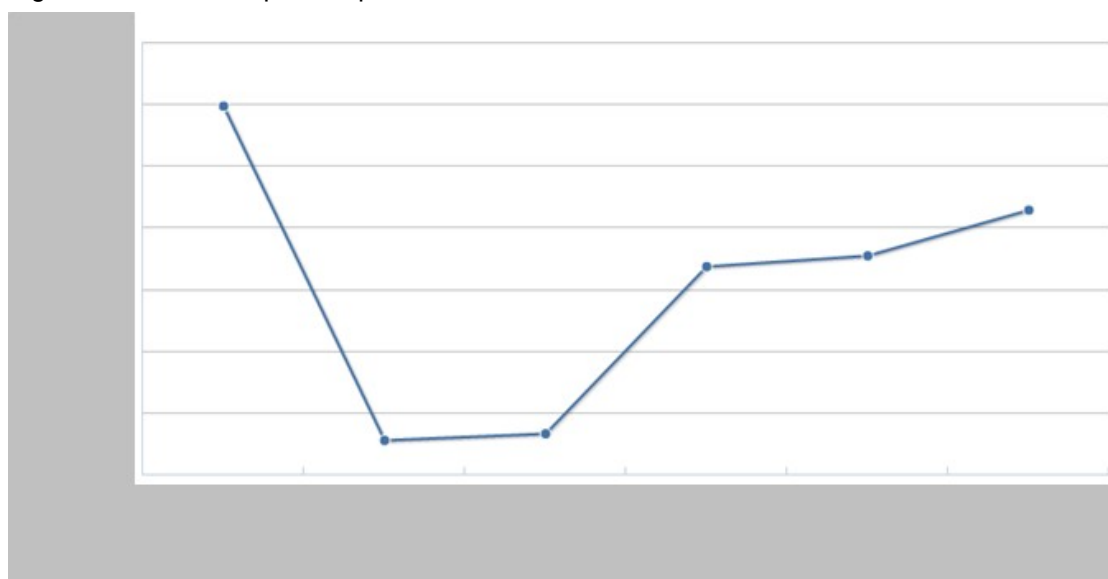
No	Enterprise	2012		2011		2010		2009		2008	
		Capacity (t/a)	Output (tonne)	Capacity (t/a)	Output (tonne)	Capacity (t/a)	Output (tonne)	Capacity (t/a)	Output (tonne)	Capacity (t/a)	Output (tonne)
1	■	■	■	3,800	■	■	■	■	■	■	■
2	Rosi Chemical Co., Ltd.	■	■	■	■	■	■	■	■	■	■
3	■	■	■	■	■	■	■	■	700	■	■
4	■	■	■	■	■	■	■	■	■	■	■
5	■	■	■	■	■	■	■	■	■	■	■
6	■	■	■	■	■	■	■	■	■	■	■
7	■	■	■	■	■	■	■	■	■	■	■
8	■	■	■	■	■	■	■	■	■	■	■

Source: CCM

5 Circulation situation of prochloraz

5.2 Price of prochloraz

Figure 5.2-1 Ex-work price of prochloraz 97% technical in China, XXX–XXX

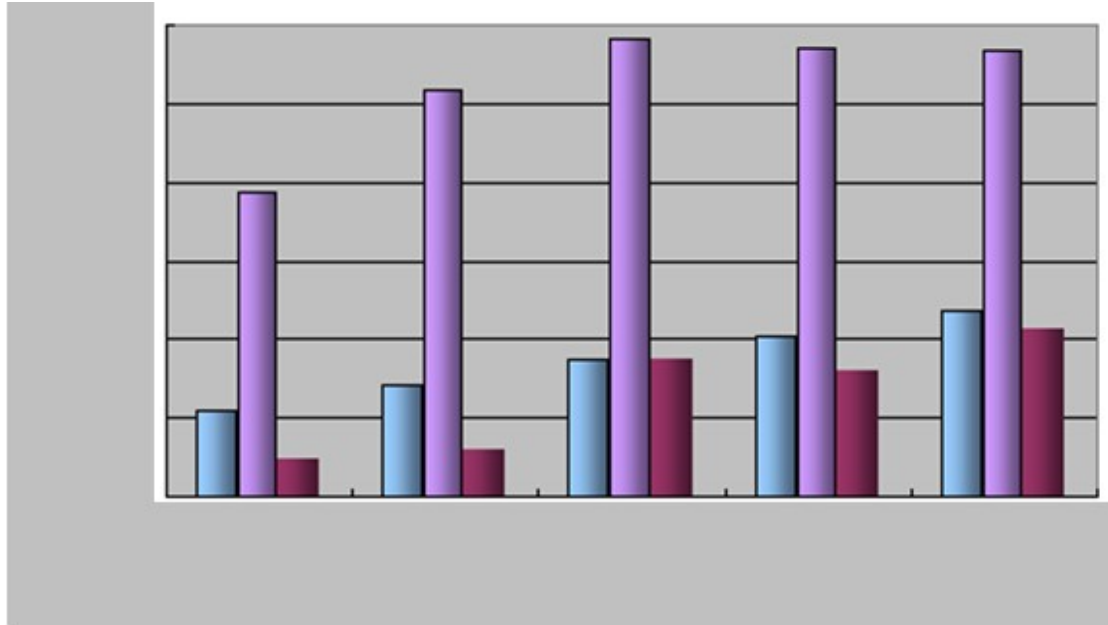


Source: CCM

6 Consumption of prochloraz

- Prochloraz formulations

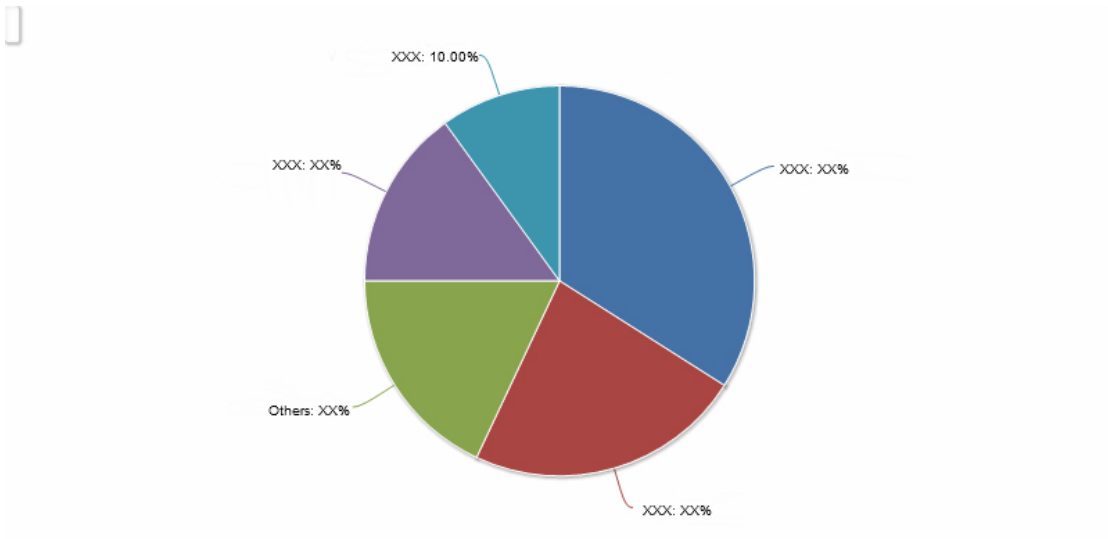
Figure 6-2 Domestic consumption of prochloraz formulations, 2008-2012



Source: CCM

- Consumption structure of prochloraz

Figure 6-3 Consumption structure of prochloraz by crops in China, 2012



Source: CCM